

WELCOME TO CAMP WESTWIND 2021 Family Cabin Rental Handbook

*Your Guide to a Safe and Enjoyable
Experience at Westwind*




Dear Guests,

As you know, Westwind is a special place. Situated within the larger Cascade Head Biosphere Reserve, Westwind's 529 acres contain each iconic landscape of the Oregon Coast: headland meadows, dense Sitka Spruce and Hemlock rainforest, a dynamic estuary, and the unparalleled beach and rocky coastline of the Pacific Ocean. The Westwind Stewardship Group is charged with protecting Westwind's ecosystems and facilitating educational and inspirational experiences for children, families and private groups.

Stroll more than a mile of unspoiled ocean beach. Observe the abundant wildlife of the Salmon River estuary. Play in the sand. Explore deep rainforest ecosystems. Meander through upland meadows. Study marine life in coastal tide pools. Discover hidden lakes and babbling streams. This and more await you during a stay at Westwind.

ABOUT WESTWIND



Westwind is a 529-acre camp, farm, and wilderness area set in the middle of the Cascade Head UN Biosphere Reserve in Oregon. Owned and operated by the Westwind Stewardship Group, Westwind is home to Camp Westwind, the Northwest Outdoor Science School, workshops, events, and volunteer programs.

WESTWIND BASICS

Stewardship

Stewardship at Westwind means conserving the landscape and living lightly. It means sweeping cabins and leading a beach clean-up. It means a lot of volunteer work around the site, during programs and throughout the year.

It means Westwind's many supporters donating time, money and wisdom to the forever-project of keeping Westwind strong, healthy and wild. *And at its core, it means leaving Westwind better than you found it.*

Recycle

Westwind has specific containers marked for the following recyclables and they are located at the Wilson Lodge loading dock:

- Paper, plastic bottles and tubs #1 and #2, tin, and aluminum in the blue mixed recycling bins
- Glass recycling in marked bin in garbage bay

Our Vision

All children have access to wild and undeveloped landscapes and are allowed to discover the interconnection, complexity and splendor of living in balance with natural systems.

Our Mission

Conserve the Westwind site in perpetuity; foster life-changing outdoor experiences for all children, families and groups; and promote environmental stewardship as a basis for sustainable living.

- Beach trash in black bins under the stairs behind Wilson Lodge
- Paper towels must be tossed in the trash, NOT the recycling

Conserve

Please use only the power and water you need. Unplug chargers when not in use, turn off lights, and make sure heaters are off completely when you leave a cabin. Use only the water you need (no need to add to the wonderful sound of the ocean with the sound of a running faucet!). Please report all dripping faucets, toilets, or other water-related leaks to site staff.

Arrival, Departure, and Parking

Check-in between 3:30 and 5:00pm. If you cannot arrive at this time, please contact the office (541-994-2383) or the Guest Services Manager (702-303-3899) to make alternate arrangements.

Check-in:

- Drive to 7500 N Fraser Rd, Otis, 97368. Fraser is off of Highway 101. Drive through the yellow, green, and black gate, .7 of a mile in on Fraser Rd. to Fraser Farm field parking. A staff member will check you in at the black gate.
- A staff member will organize parking at the farm field, spacing arrivals to allow for unloading while maintaining social distancing. Per Westwind's Emergency Evacuation Plan, every vehicle must be parked in the direction of exiting Westwind property.
- Please load your luggage onto the Westwind truck and/or trailer for transfer to the lodge.
- Westwind does not allow in and out road use except for emergencies.
- Guest groups will be asked to start their 2 mile walk to camp at staggered time intervals to provide spacing for social distancing. The access road and terrain in camp are sandy, rocky uneven surfaces. If a member of your group needs to be driven to the lodge and dropped off, please call 541-994-2383 or email Missy@westwind.org and make arrangements in advance of arrival.
- At approximately 5:30pm, the luggage truck will arrive at Wilson Lodge, where guests can retrieve luggage and carry to cabins. A staff member will be at Wilson to assist guests in locating their assigned cabin. Please do not touch door handles or enter any cabin that is not reserved by you.
- There may be rental periods when an alternative arrival plan takes effect, with driving to the lodge and parking in the Lost Lake Turnaround area near camp. In those instances, staff will guide and assist guests.

Check-out:

- Check-out time is at 11:00am. Please have your cabin packed, empty, and cleaned by 11:00am. **Remember to open the cabin windows on your way out to allow for ventilation.**
- The luggage truck will be parked by Wilson Lodge from 10am - 10:40am. Please load your gear onto the truck and/or trailer for transfer to the farm field parking area. If your luggage is not on the truck at this time, you may be responsible to carry it out on your walk back.
- Prior to departure, please make sure to "Check Out" with a staff member.
- Please remember to walk back to the parking area at staggered time intervals to allow for social distancing between families.

Social Distancing

Social distancing of a minimum of six feet from other guests is required during your stay. Please ensure that your children are staying a minimum of six feet from other families. Doubling that distance is the best practice. We want everyone to have a safe and comfortable stay. Anyone not following social distancing guidelines will be asked to leave. It is mandatory to wear masks during trips to Cascade Head restrooms, the Wilson Lodge dining hall, and whenever and wherever you may come into contact with staff or other guests, such as trails and paths around camp and cabins.

Meal Service Schedule & Procedures

To ensure the safety of all of our guests, meals will be served during the following times and according to these procedures:

- The dining hall doors and windows will be open during meal times, to create ventilation. Please wear a face covering until you have picked up your meal box and are seated.
- A staff member will be available at the dining hall to show you where to wait in line, and assist with entering and exiting processes.
- Please adhere to the following meal times:
 - **Friday Dinner: 6:30pm**
 - **Saturday Breakfast: 9:00am**
 - **Saturday Lunch: 12:30pm**
 - **Saturday Dinner: 6:00pm**
 - **Sunday Breakfast: 9:00am**
- At your meal time, please come to the Wilson patio and enter the ocean side/western most dining hall door. If there are other guests waiting, form a line outside, under the covered patio, maintaining social distance and wearing a face covering.
- Upon entering, move to the meal pick-up table and collect your packaged and boxed meals. Drinks available at the coffee/tea bar.
- You may dine at the spaced dining hall tables, with only one cabin group per table. If you prefer, you can pick up your meals and dine at one of several outdoor tables, McIver Lodge tables, or have an outdoor picnic! Exit through the south door, as you're facing Cascade Head.
- Please do not enter the kitchen at any time. If you need assistance, ask the staff member that is assisting with meal service.
- After dining, please put all your disposables in the open garbage bins under the stairs behind Wilson Lodge.

Coffee service:

- Morning: 8:00-9:30am, Afternoon: 12:00-1:30pm
- We will fill your coffee mug, travel mug or thermos with coffee or hot water for tea.
- If you need to use one of our mugs, please place it in the bleach solution on the rolling cart near the coffee/tea bar when you are finished enjoying your beverage.

Drinking water

Water from all taps and faucets is potable (drawn from Westwind's well). Water quality is tested quarterly. Please do not bring bottled water, and instead bring your own reusable bottle. Bring your bottle to Wilson Lodge and ask a staff member to fill it with water. If you would like to fill your own bottle at the dining hall sink, let a staff member know, so they can sanitize the sink handles between guest use. The water faucet outside Cascade Head will be sanitized several times per day, but consider it a potentially contaminated surface. If using that faucet, wash hands, use a tissue or glove to turn on the faucet, followed by handwashing.

Cascade Head Use

There is a maximum occupancy of seven people for each side of the Cascade Head restroom facility. Please do a quick check to see if maximum occupancy is reached. Form lines outside while waiting, keeping a six foot distance from others. The doors should remain propped open for ventilation. Wear a mask while waiting in line.

Spray bottles filled with an EPA approved disinfectant against Covid-19, Q10, are provided for your use. We ask that you thoroughly spray down and wipe the toilet, door handles, sink, and any other touched surfaces after you are finished. To further protect you and your family, we recommend that you sanitize before use as well.

Cleaning

All groups are required to clean after their stay, and leave Westwind at least as clean as when you arrived. Staff will conduct additional disinfecting of guest cabins between groups. Your Cabin Cleaning Checklist:

- Remove all personal belongings
- Pick up all trash and recycling inside and outside and place in trash/recycling area at Wilson loading dock
- Shake sand off mattresses, spray all surfaces with Q10 cleaner, wipe down with rag and prop them upright to dry
- Clean and disinfect all touched surfaces with Q10 cleaner
- Sweep floor including under the beds and the deck
- Turn off lights and heater
- Upon departure, open all windows for ventilation
- Clean outhouse toilet seat and touched surfaces with Q10 cleaner and sweep

Basics Rules and Guidelines for staying at Westwind

*Due to Covid-19, please avoid trips to our local towns before and after your stay. Effective beginning August 2021, face coverings are required in all indoor public spaces in Lincoln County.

Stewardship also compels us to be mindful of a few overriding basics with regards to staying at Westwind:

- Follow all Westwind guidelines and rules regarding site & facility use.
- Never hesitate to ask Westwind staff for help with Westwind buildings and systems.
- Local, state and federal laws must be obeyed.
- Legal consumption of alcoholic beverages allowed, but only in moderation.
- All medications should be stored in the controlled possession of the person responsible for administering them.
- No weapons or fireworks allowed on site.
- Pets are not allowed.
- Smoking is prohibited in all buildings and throughout the property except designated areas. Please ask staff for the location of the designated area.
- Furniture must not be moved out of buildings without permission from site staff.
- No candles or open flame except in fireplaces and designated campfire areas.

Quiet Hours

10:00 pm – 8:00 am. Please be courteous and abide by these hours unless you are the only group at Westwind; we may have other guests. Please, out of respect for our neighbors and the public, no loud music or other noise.

Orientation and Safety Procedures

Basic Safety Guidelines

- First Aid - each group should have their own first aid kit. Westwind provides an AED, backboard, and oxygen tank for groups -- all are stored in the stair closet in Wilson Lodge.
- Wear shoes in camp, cabins and around the lodge. Splinters and objects can hide in the sand.
- Stay on designated trails, do not climb trees or rocks, and supervise children at all times.
- Smoking is permitted on the beach and at the shed in visitor parking by the shop.
- Please notify Westwind staff of any mechanical or maintenance issues.

Earthquake, Tsunami

- Earthquakes & Tsunami - a tsunami might arrive 15 - 20 minutes after a strong earthquake
- Get out of buildings to a relatively flat area that is free of falling objects during shaking
- As soon as shaking stops, move to high ground (in camp follow tsunami evacuation signs)
- Gather at the top of the hill behind camp (The Point) and await direction from Westwind staff
- Westwind has established an emergency cache of

supplies to sustain a full camp in the wake of a major disaster. Please report all emergencies to the site staff immediately.

Earth, Wind, Fire, Wildlife

- Stay off of rocky cliffs - crumbling basalt bedrock covered with loose sand and soil can break away
- Stay off of rocks at the water's edge - sneaker waves can quickly push you into the sea
- High winds can be a hazard - be alert to falling limbs or unstable blow-downs during high wind
- Put out fires if small, and then notify Westwind staff
- If fire is too big to easily put out, evacuate buildings, notify Westwind staff immediately, and

move to the beach

- Fire extinguishers are located in every building (near exits)
- Do not disturb or provoke wildlife: Black Bear, Cougar (sightings in August 2019), Bobcat (rare), Coyote - generally will run away with noise (Clap and yell)
- Rough Skinned Newt (poisonous) - skin is poisonous: do not ingest or touch hand to mouth after handling (just wash hands after touching)
- Elk, deer, seals and sea lions - keep your distance when observing, 150 ft of seal pups
- Wasps and hornets are a hazard during warm months. Please report nests to staff

RECREATIONAL OPPORTUNITIES

Beach Combing & Tide pooling

The rocks at the south end of the ocean beach provide spectacular tide pooling opportunities during low tide. Please leave all living creatures in the tide pools for all to see. Tread lightly and avoid damaging barnacles and rock habitats. Do not enter caves, climb on rock cliffs or stand near unstable cliffs.

Beach Safety Guidelines:

- Never turn your back on the ocean.
- Watch out for sneaker waves.
- Stay alert for logs being washed in by large waves.
- Never climb on driftwood to avoid incoming tidal waters.
- Westwind strongly recommends no ocean or river swimming. The water is dangerously cold, subject to strong rip currents and can be very unpredictable.
- We encourage everyone to follow these safety guidelines though oceans and rivers in Oregon are public.

Campfires

Outdoor fires may be built in established fire circles only with the approval of Westwind staff. At each outdoor fire a shovel and bucket of water must be readily available. Due to Covid-19 social distancing safety measures, no communal, multi-family household campfires allowed.

Oregon law allows for small recreational beach fires provided they are located in the open dry sands area, downwind of and below the beach grass and driftwood line. No fires are allowed in dunes or beach log accumulations.

Bundles of firewood may be purchased from a staff member for \$5.00.

Fire Bans are also a possibility during certain seasons. Staff will post fire ban information at Wilson's Lodge and will announce during Orientation during dinner Friday night. All Fire Bans are strictly enforced.

Art and Nature Activities

Each cabin will be equipped with an Activity Kit that will contain supplies and instructions for a variety of activities including:

- Friendship bracelet making
- Watercolor painting
- Card making
- Nature art
- Animal and plant identification
- Scavenger hunts
- Self-guided tours and hikes
- Other naturalist resources

Please return everything back to the Kit when you're finished and be sure to take your art projects home. If you run out of supplies, please find a Westwind staff member or volunteer and they can help you.

Hiking

Social distancing during trail use: Please remember to bring your face coverings with you on hikes. If other hikers approach, please put on face coverings and step safely to the side of the trail and make space to allow the others to pass.

High Meadow Trail: A one mile trail that begins at the top of the Highlands Unit and follows the cliff towards Lost Lake, Fern Gully, and eventually High Meadow and Potato Bug Point. This trail provides spectacular views of the ocean and travels through several biospheres in our diverse coastal rainforest. Once you reach High Meadow, look north towards Cascade Head and Westwind beach and south to Lincoln City. You might notice that it is a great place to try and spot whales and optimal for sunset watching. The trail is very steep in places and can be slick at times. Watch for exposed roots and please follow the signs. Difficulty: Moderate/Hard.

Rainforest Trail: A two mile trail (and Westwind's graveled emergency and access road) begins at the NE corner of Wilson

Lodge and features spectacular views of the estuary and some of the biggest trees at Westwind. If you reach the end of the trail before turning back, you'll find our Westwind farm and two houses occupied by some of our year-round site staff. Keep an eye out for elk in the estuary and cars traveling through. Difficulty: Beginner.

Old Baldy: This trail connects the Alpine and Highlands cabin areas with the High Meadow trail and can be found on the Highland-Alpine trail. Old Baldy trail follows a back ridgeline that looks into Westwind's backwoods and is covered in berries and impressive biodiversity. The trail gradually winds up and joins with the trail leading up to High Meadow or back down to the Highlands cabin area. Roughly .75 to 1 miles. Difficulty: Moderate.

Ranch Hill: This .75 to 1 mile long trail begins either at our Tillicum barn or a short walk down the Rainforest Trail. From both locations, it gradually travels uphill through a shore pine forest to an impressive mosaic of Spruce, Hemlock, and Fir trees and has plenty of space for a nice picnic if it's not too windy. Just under a quarter mile away from Tillicum lies a short offshoot to our famous Octopus Tree - a huge Spruce tree with an exposed root system. Be mindful of loose sand underfoot and exposed roots. Difficulty: Moderate.

Lost Lake Trail: Follow the High Meadow Trail to the Lost Lake sign and turn left to reach our six-acre freshwater lake hidden in Westwind's backwoods. This is an out-and-back trail. Be mindful of wet soil underfoot and exposed roots. Keep an eye out for wildlife and enjoy the old growth forest that surrounds the lake.

Difficulty: Moderate.

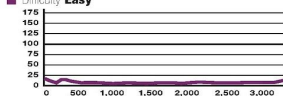
River Trail/Spit Walk: Starting at Wilson Lodge, head north down the River Trail towards the estuary. Once at the estuary, turn left and travel west towards the ocean, following the Salmon River that marks our northern border. The trail is often muddy due to tides and is best hiked during a mid-low tide. Continue following the river towards the spit - the area where the river starts to widen as it joins the ocean. Keep an eye out for sea lions resting on the beach. Continue down the beach and loop back towards the main camp. It is not uncommon to see bald eagles, blue heron, seals and sea lions, killdeer, and the occasional river otter. In the early morning or evening you may also spot deer, raccoon, and possibly elk or a lone coyote. Difficulty: Beginner

Wysong Corridor: This trail connects the High Meadow and Rainforest trails and travels through a beautiful area surrounded by Douglas Fir. Length is .25 miles. Difficulty: Moderate.

The Point: To reach one of Westwind's closest and most accessible viewpoints as well as our tsunami evacuation location, follow the trail to the Highlands cabin area and, just before turning towards the cabins, stay straight instead and head due west to The Point. You'll see a wooden cache on the trail to your right that holds all of our emergency supplies and our emergency water at the top as well. This used to be the site of a Craft House over twenty years ago and now serves as a beautiful view of the beach and ocean, an excellent place to hang a hammock, and an optimal spot to watch the sunset. Difficulty: Moderate.

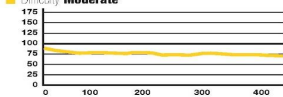
Westwind Trails

River - Beach Trail



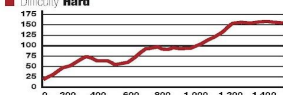
Beautiful views of north and south headlands and up the Salmon river. Great tide-pooling, sea cave exploring, beachcombing, and wildlife viewing.

Lost Lake Trail

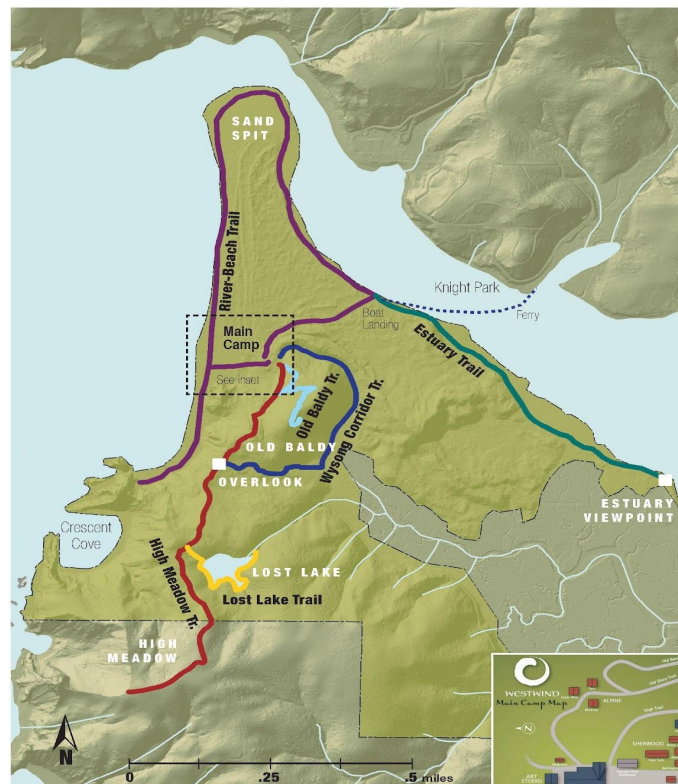


This six-acre lake attracts a wide variety of wildlife, offers beautiful reflections and is ringed by giant trees. Look for the old beaver dam at the lake's overflow point.

High Meadow Trail




Longest of Westwind's trails, with overlooks to the Westwind beach, hobbit-like beach pine corridors, 25-foot high rhododendron plants, towering Sitka spruce trees, and expansive views up and down the coast from the meadow.



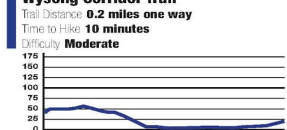
Westwind's campus is made up of two lodges, an office, central bathroom facilities, 13 cabins and a maintenance shop. Main trails lead out of camp south to High Meadow, west to the beach, and east to the river and boat landing.

Old Baldy Trail



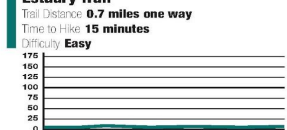
Rigorous uphill climb rewarded by views of camp and glimpses of the beach to the west.

Wysong Corridor Trail



Splits off of High Meadow trail and winds through the forest downhill to the access road and a beautiful Sitka bog/estuary complex.

Estuary Trail



Running along the fringe of this fertile complex, this trail winds among serpentine waterways, beach grasses and shore pines, and ends up at Fishermen's point on the main stem of the river itself. Keep an eye out for abundant bird life.



GUEST PACKING LIST & TIPS

Personal packing checklist

- Sleeping bag, twin sheet, pillow
- Bath towel
- Medications
- First Aid Kit
- Face covering/Mask
- Hand Sanitizer
- Sunscreen/Insect Repellent
- Flashlight/Headlamp
- Clothes appropriate for the length stay
- Toiletries
- Sturdy shoes or boots for hiking
- Sturdy shoes for sand & water activities
- Warm jacket
- Water bottle/mug/thermos
- Rain gear
- Playing cards/travel games

Packing Tips

Pack bags so they are easy to load and carry up steep hills to the cabin. Two smaller bags work better than one large heavy bag; wheels don't work on sand; duffel bags are better than suitcases.

Staff Assistance Contact Information:

Westwind Office: 541-994-2383

Missy, Guest Services Manager: 702-303-3899

Brian, Site Manager: 702-303-3898